


Modular Louver 50 mm pitch



The new APS Arosio modular louver represents a new concept of louver. The quality of materials, easy and speed assembly are the main features of this product. This louver can be adapted to any space requirements through its modularity: with the joining profiles you can handle the product in a modular way, having endless possibilities of extension and application.

Construction:

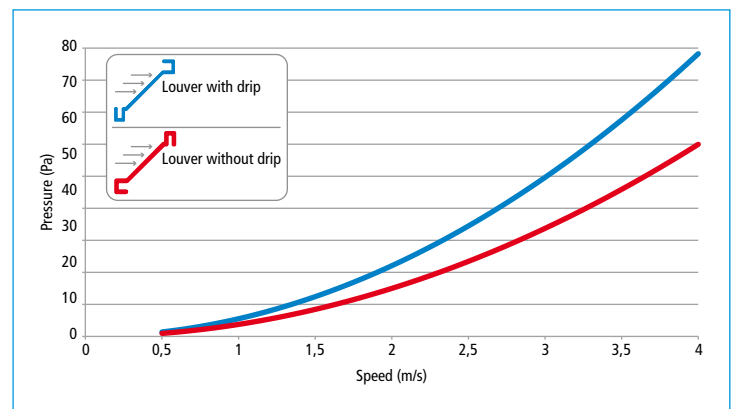
- Frame - Extruded aluminum, EN AW 6060 T6
- Blade - Extruded aluminum, EN AW 6060 T6, airfoil design

Design:

- Temperature - working condition range -20°C $+90^{\circ}\text{C}$
- Pitch - 50 mm
- ROHS / PAK


Options:

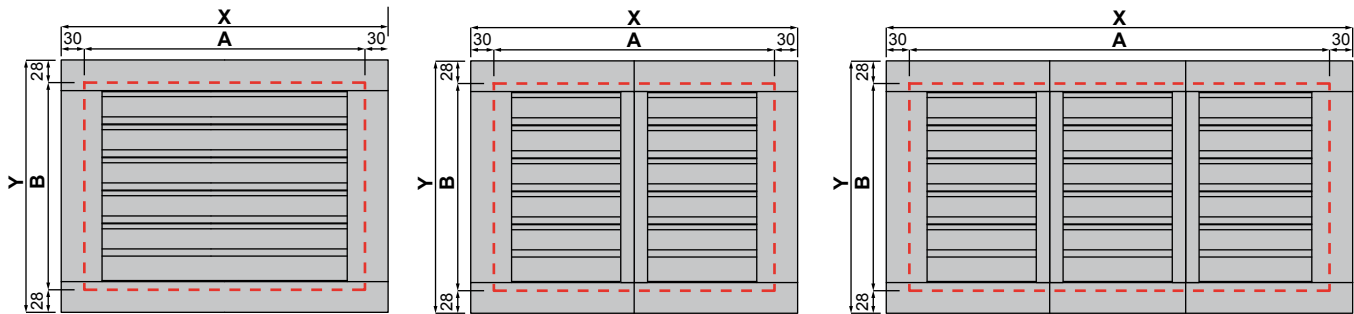
- Anodized/painted profiles
- Extra machining on the frame drilling/milling
- Materials according to VDI6022

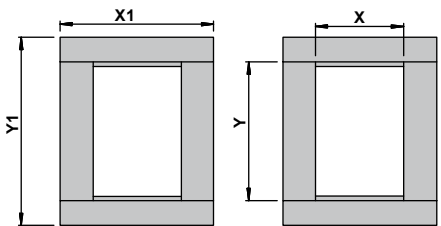
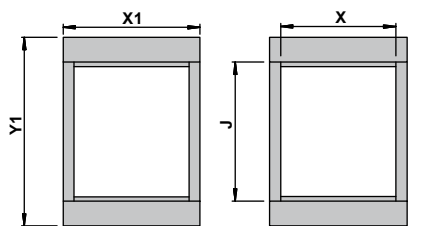
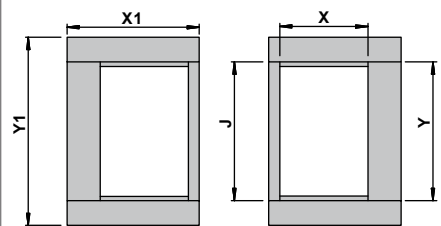


All stated specifications are subject to change without notice or obligation

Modular Louver: cutting and drilling instructions

External dimension	Housing hole A x B	Housing hole dimension	Louver dimension from housing hole
X = base		A = X - 60	X = A + 60
Y = height		B = X - 56	Y = B + 56



Stand alone louver	Joining louver	Right and left side louver																		
 <p>P-LV050-PA = X+18,5</p> <table border="1"> <tr> <th>External dim.</th> <th>Internal dim.</th> </tr> <tr> <td>X1 = Base</td> <td>X = (X1-120mm)</td> </tr> <tr> <td>Y1 = Height</td> <td>Y = (Y1-91mm)</td> </tr> </table> <p>X1 = P-LV050-BA Y = P-LV050-SH</p>	External dim.	Internal dim.	X1 = Base	X = (X1-120mm)	Y1 = Height	Y = (Y1-91mm)	 <p>P-LV050-PA = X+18,5</p> <table border="1"> <tr> <th>External dim.</th> <th>Internal dim.</th> </tr> <tr> <td>X1 = Base</td> <td>X = (X1-40mm)</td> </tr> <tr> <td>Y1 = Height</td> <td>Y = (Y1-91mm)</td> </tr> </table> <p>X1 = P-LV050-BA J = P-LV050-GU</p>	External dim.	Internal dim.	X1 = Base	X = (X1-40mm)	Y1 = Height	Y = (Y1-91mm)	 <p>P-LV050-PA = X+18,5</p> <table border="1"> <tr> <th>External dim.</th> <th>Internal dim.</th> </tr> <tr> <td>X1 = Base</td> <td>X = (X1-80mm)</td> </tr> <tr> <td>Y1 = Height</td> <td>Y = (Y1-91mm)</td> </tr> </table> <p>X1 = P-LV050-BA Y = P-LV050-SH J = P-LV050-GU</p>	External dim.	Internal dim.	X1 = Base	X = (X1-80mm)	Y1 = Height	Y = (Y1-91mm)
External dim.	Internal dim.																			
X1 = Base	X = (X1-120mm)																			
Y1 = Height	Y = (Y1-91mm)																			
External dim.	Internal dim.																			
X1 = Base	X = (X1-40mm)																			
Y1 = Height	Y = (Y1-91mm)																			
External dim.	Internal dim.																			
X1 = Base	X = (X1-80mm)																			
Y1 = Height	Y = (Y1-91mm)																			

